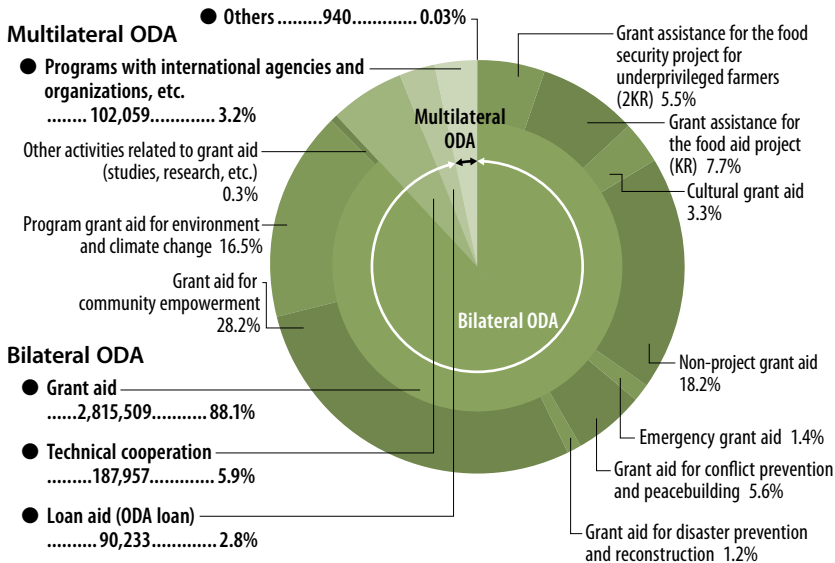


Revenue by Scheme and Client

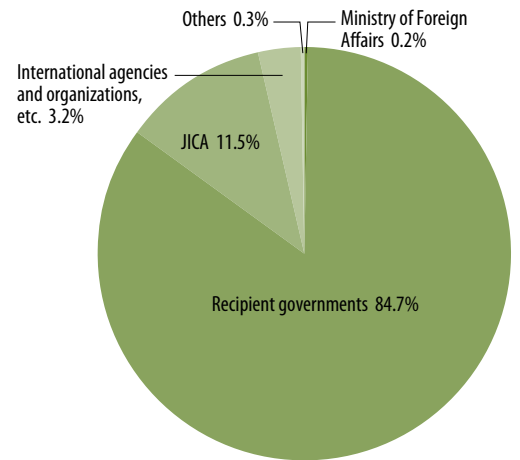
(FY2010)

The charts below indicate JICS' revenue by type of ODA, by scheme and by client as presented on page 46 in the FY2010 Statement of Revenues and Expenditures. These figures specifically refer to the following line item: I Revenues and Expenditures on Business Activities: 1. Revenues from business activities: 2) Revenues from business activities.

Revenue of Type of ODA (FY2010) (Unit: thousand yen)

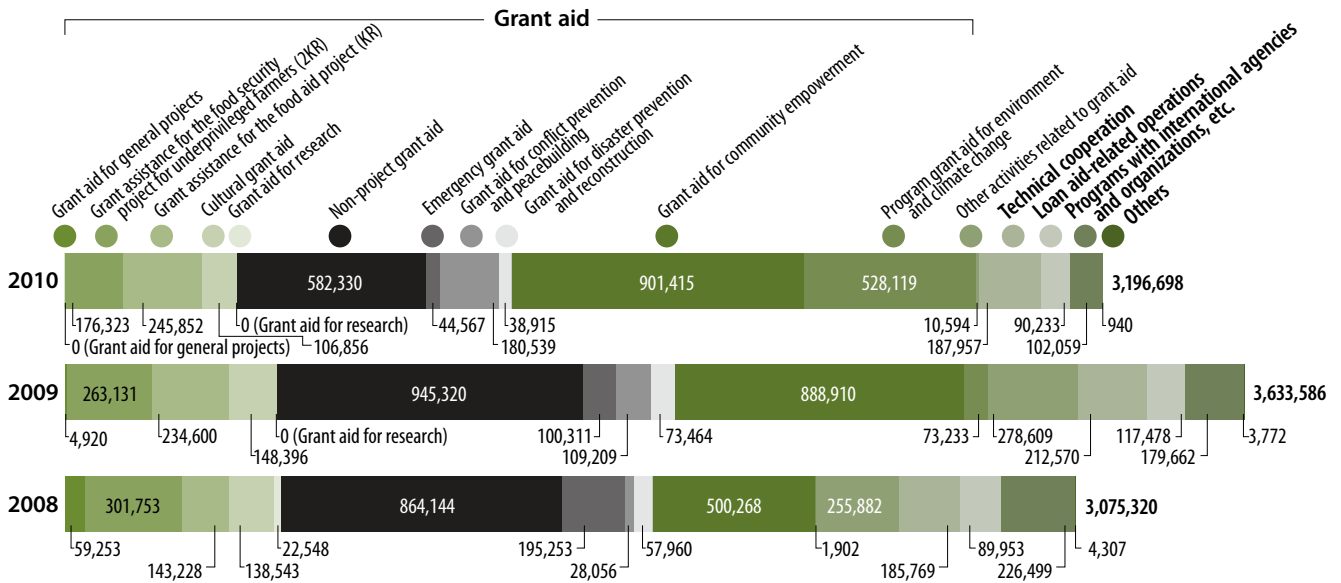


Revenue by Client (FY2010)



* Please refer to page 30 for changes in revenue by type of ODA over 22 years.

Change in Revenue by Scheme (FY 2008–2010) (Unit: thousand yen)



Change in Revenue by Client (FY 2008–2010) (Unit: thousand yen)

